



August 1<sup>st</sup>, 2021

Dawn Sweet  
Director of Headquarters Operations  
FTA Office of Civil Right  
East Building, 5<sup>th</sup> Floor – TCR  
12000 New Jersey Avenue SE  
Washington, DC 20590

**Subject: 2022 TVM DBE Annual Goal Submittal for Prevost Car, a Division of Prevost Car (US), Inc.  
("Prevost Car")**

Dear Mr. Sweet:

The attached documentation details the methodology used to arrive at the 2022 Fiscal Year DBE annual goals of:

**3.1% for Prevost Car, a division of Prevost Car (US), Inc.**

The 3.1% goal will be achieved using Race-Neutral means and 0% of the goal will be achieved using Race-Conscious means. Our Annual Goal was prepared in accordance with the appropriate Regulation. We hope this properly satisfies the requirements. Should you have questions or comments, please do not hesitate to contact me at your convenience.

Best Regards,

A handwritten signature in blue ink, appearing to read "C Fortier", with a stylized flourish extending to the right.

Catherine Fortier  
Diversity Officer / DBELO  
Prevost Car (US), Inc.  
260 Banker Road, Plattsburgh NY 12901  
Tel: 581-628-0507 / 418-806-8485  
Email: DiversityOfficer@volvo.com



## STEP 1- Determine a Base Figure: result 1.83%

NAICS Code	NAICS Description	Total subcontracting opportunities	Foreign Subcontracting	US Subcontracting Opportunity	% of all Subcontracting Opportunities	Number of DBE's available to perform this work in Prevost Market Area	Number of non-DBE Firms available to perform this work in Prevost Market Area	Relative Availability	Weighted Relative availability
PART 1 - COMPONENTS INSTALLED ON or SUPPLIED CONSUMED IN MANUFACTURE OF BUSES - MARKET AREA A									
323111	Commercial Printing Except Screen printing & Books	545 078	-	545 078	2.01%	115	7734	1.5%	0.03%
325211	Plastics Material & Resin Manufacturing	12 914	3 318	9 596	0.04%	0	701	0.0%	0.00%
325510	Paint & Coatings Manufacturer	14 205	-	14 205	0.05%	8	703	1.1%	0.00%
325520	Adhesive Manufacturing	14 206	3	14 203	0.05%	4	337	1.2%	0.00%
326130	Laminated Plastic Plate, Sheet & Shape Manufacturing	1 616 561	747 091	869 470	3.21%	0	119	0.0%	0.00%
326199	All Other Plastics Product Manufacturing	70 744	75	70 668	0.26%	11	3687	0.3%	0.00%
326211	Rubber Tire Manufacturing	33 236	11 794	21 442	0.08%	0	73	0.0%	0.00%
326220	Rubber and Plastics Hoses and Belting Manufacturing	321 011	227 141	93 870	0.35%	4	145	2.7%	0.01%
326299	All Other Rubber Product Manufacturing	14 874	14 874	-	0.00%	4	443	0.9%	0.00%
327215	Glass Products made of Purchased Glass	315 003	334	314 669	1.16%	1	613	0.2%	0.00%
331221	Rolled Steel Shape Manufacturing	1 273 319	672 981	600 339	2.22%	9	125	6.7%	0.15%
332322	Sheet metal Working	1 140 213	373 745	766 469	2.83%	83	2464	3.3%	0.09%
332510	Hardware Merchant Wholesalers	197 619	-	197 619	0.73%	8	354	2.2%	0.02%
332618	Other Fabricated Wire Product Manufacturing	1 367 150	-	1 367 150	5.05%	16	433	3.6%	0.18%
332710	Machine Shop	4 164 389	2 911 781	1 252 607	4.63%	39	10957	0.4%	0.02%
332722	Bolt, Nut, Screw, Rivet, and Washer Manufacturing	1 077 819	949 001	128 818	0.48%	11	505	2.1%	0.01%
332996	Fabricated Pipe and Pipe Fitting Manufacturing	2 266 816	2 135 049	131 767	0.49%	32	408	7.3%	0.04%
335129	Other Lighting Equipment	303 615	-	303 615	1.12%	9	162	5.3%	0.06%
336310	Motor Vehicle Gasoline Engine & Engine Parts	291 691	96 375	195 316	0.72%	0	487	0.0%	0.00%
336320	Motor Vehicle Electrical & Electronic Eq MFG	566 448	410 725	155 723	0.58%	8	379	2.1%	0.01%
336330	Motor Vehicle Steering and Suspension Components Manufacturing	1 093 414	1 030 497	62 917	0.23%	3	153	1.9%	0.00%
336340	Motor Vehicle Brake System Manufacturing	379 762	359 580	20 182	0.07%	0	91	0.0%	0.00%
336350	Motor Vehicle Transmissin & Power Train Part MFG	2 773 096	608 257	2 164 840	7.99%	1	290	0.3%	0.02%
336360	Motor Vehicle Seating & Interior Trim MFG	8 999 411	1 703 244	7 296 168	26.94%	3	256	1.2%	0.32%
336390	Motor Vehicle Other Parts Manufacturing	8 845 135	3 409 050	5 436 085	20.07%	5	795	0.6%	0.12%
339999	All other Miscellaneous Manufacturing	4 205 223	2 089 504	2 115 719	7.81%	14	1870	0.7%	0.05%
423140	Motor Vehicle Supplies and New parts Merchant Wholesalers	183 554	29 498	154 057	0.57%	5	940	0.5%	0.00%
423710	Hardware Merchant Wholesalers	465 843	333 935	131 908	0.49%	142	3516	3.9%	0.02%
423830	Industrial Machinery and Equipment Merchant Wholesalers	37 877	37 877	-	0.00%	146	16166	0.9%	0.00%
423840	Industrial Supplies Merchant Wholesalers	516 439	282 394	234 045	0.86%	219	5286	4.0%	0.03%
424950	Paint, Varnish & Supplies - Wholesale Trade	5 791	4 735	1 056	0.00%	56	1023	5.2%	0.00%
424990	Petrochemical Bulk Products Whsl Merchant	514 502	492 446	22 056	0.08%	44	6687	0.7%	0.00%
PART 2 - PRODUCTS FOR FACILITIES AND SUBCONTRACTED SERVICES MARKET AREA B									
		Total Spend	FTA Portion	NY Opportunity		NY DBE Firms	NY FIRMS		
541614	SUBCONTRACTOR - ASSEMBLY	2 325 000	74.1%	1 722 521	6.36%	1	13	7.1%	0.45%
561210	Facilities Support Services	900 500	74.1%	667 153	2.46%	6	77	7.2%	0.18%
	Combined Totals			27 081 329	100.0%	1007	67992	Overall Availability 1.48%	STEP 1 1.83%

Detailed breakdown of results of DBE/non-DBE census is available in [Appendix I](#)

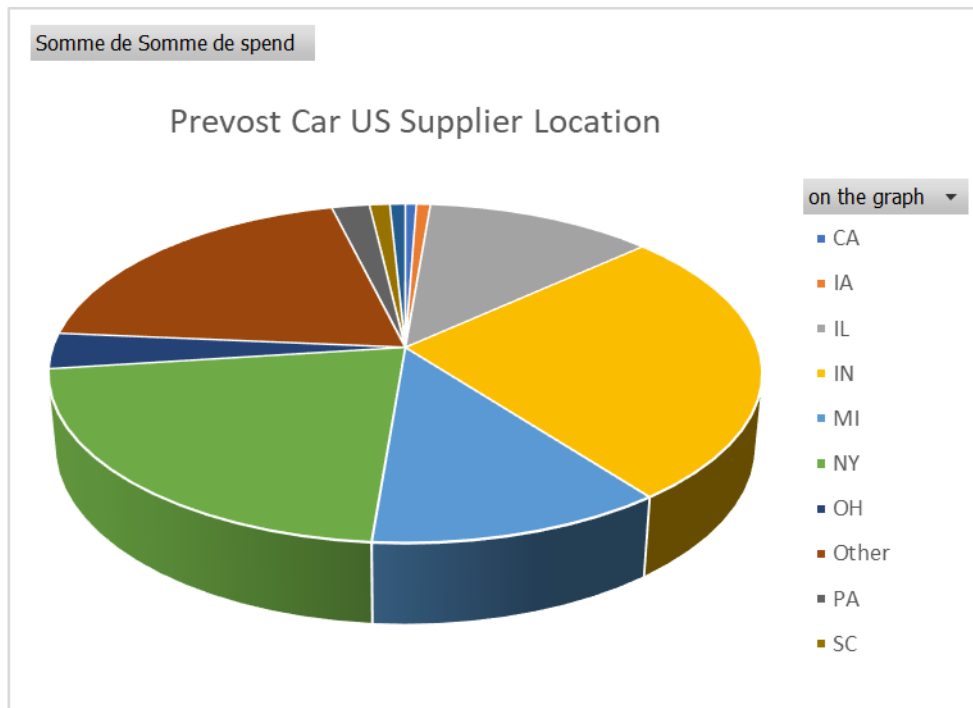
## STEP 1 - Methodology:

The subcontracting opportunities for our 2022 Goal Setting is based on the FTA Funded Procurements currently under contract to Prevost Car for Fiscal 2022. The contracting opportunities for DBEs were determined in two parts:

### Part 1 – Subcontracting of material from the Bus Parts List

The bill of material for standard bus configurations has been reviewed line by line. The appropriate NAICS code has been assigned based on the nature of the part and the type of contractor currently in use for its procurement. All parts were included except those procured from an affiliated company (such as Volvo Parts North America). This list has been then sorted and summarized in a pivot table by NAICS code with the estimated contracting opportunity amount. The list was then divided between US opportunities and foreign procurements. Only US opportunities were included in the analysis.

**MARKET AREA:** The market area of the Bus Parts List procurements has been determined based on the relative value purchased by geographic region. The graph below shows that more than 75% of US based procurements is in the following states: Indiana, New York, Illinois, Michigan, Ohio, Pennsylvania, California, Iowa, South Carolina, Wisconsin.



### DATA SOURCES:

**US Firms Available to Work:** [US Government Census](#) – Business Pattern Data

**DBE Firms Available to Work:** The market area UCP's websites were used to identify available DBE's see [APPENDIX II](#) for links to DBE websites searched.



## Part 2 – Subcontracting of Operational Expenses

The second area of subcontracting opportunities has been determined based on a review of all of the operational spending for the facility in Plattsburgh, New York. This was then broken down and NAICS codes assigned by line items. This list was then sorted and summarized by NAICS code and added to the list from Part 1.

**MARKET AREA:** The market area for this spending is defined as the State of New York. In most cases, service providers need to be located near to the business in order to respond to business needs and to manage the cost of freight or logistics. Operational expenses are sourced in New York State, so we have defined the market area for these purchases to be New York State.

### **DATA SOURCES:**

**NY Firms Available to Work:** [US Government Census](#) – Business Pattern Data – New York

**New York DBE Firms Available to Work:** [New York State NYUCP](#) Certified Directory

## STEP 2 - Adjust the Base Figure: Result 3.1%

### DBE Estimated Spending

FTA Funded Projects to be delivered list as a percentage of all Contracts:

PROJECT	Contract Lot	AMOUNT OF DOT FUNDS	% of TOTAL DOT FUNDS
Burlington Trailways	1	\$ 520 000	0.8%
Delta Bus	1	\$ 520 000	0.8%
Greyhound-State of AR	1	\$ 516 200	0.8%
Southeastern Stages	2	\$ 1 049 998	1.6%
Village Travel	1	\$ 508 400	0.8%
NYCTA B40668	109	\$ 63 310 906	95.3%
Total FTA-Assisted Contract Funds		\$ 66 425 504	100%
Non-FTA opportunities	40	\$ 23 233 360	
Total Sales		\$ 89 658 864	74.09%

A) Our projected FTA-Assisted Contracts total \$66.4 million. Of this, an estimated \$27.1 million of subcontracting opportunities in the US will occur (Step 1).



PROJECT	AMOUNT OF DOT FUNDS	% of TOTAL DOT FUNDS	Overall Availability	Base Spending Target
Burlington Trailways	\$ 520 000	0.8%	1.83%	\$ 9 529.00
Delta Bus	\$ 520 000	0.8%	1.83%	\$ 9 529.00
Greyhound-State of AR	\$ 516 200	0.8%	1.83%	\$ 9 459.37
Southeastern Stages	\$ 1 049 998	1.6%	1.83%	\$ 19 241.21
Village Travel	\$ 508 400	0.8%	1.83%	\$ 9 316.43
NYCTA B40668	\$ 63 310 906	95.3%	1.83%	\$ 1 160 172.35
<b>Total FTA-Assisted Contract Funds</b>	<b>\$ 66 425 504</b>	<b>100%</b>	1.83%	<b>\$ 1 169 488.78</b>
<b>Contracting opportunities (Step 1)</b>	<b>\$ 27 081 329</b>		1.83%	<b>\$ 495 588.31</b>

$$\text{FTA-Funded Subcontracting Opportunities } \$27\,081\,329 \times \text{Base Rate from Step 1 } 1.83\% = \text{DBE Spending Goal } \$495\,588$$

#### B) Our 2022 Estimated DBE Spending By Contractor:

DBE Name	NAICS CODES	Product / Service	Estimated Contract FY 2022	FTA-Funded Contract Portion of subcontract	Spending toward DBE Goal	Escalation Factor over Step 1
Seifert Transit Graphi	323111	Printing			\$ 545 078	1.10
Metal Solutions	336390	MV Other Parts Mfg			\$ 149 432	0.30
Nova Bus Allocation	541611	Industrial Supplies			\$ 90 000	0.18
S&B Computer & Offi	541611	Industrial Supplies	\$ 7 000	74.1%	\$ 5 186	0.01
ETS Inc	561320	Temp Help	\$ 10 250	74.1%	\$ 7 594	0.02
Reynolds Contract Sal	423840	Industrial Supplies	\$ 70 000	74.1%	\$ 51 861	0.10
<b>Contracted DBE's</b>			<b>\$ 87 250</b>	<b>3.1%</b>	<b>\$ 849 151</b>	<b>1.71</b>

$$\text{2021 DBE spend on DOT project } \$849\,151 \div \text{DBE Spending Goal } \$495\,588 = \text{Escalation Factor } 1.71$$

#### C) ADJUSTED GOAL

$$\text{Base Rate Goal from Step 1 } 1.83\% \times \text{Escalation Factor } 1.71 = \text{ADJUSTED GOAL } 3.1\%$$

The "Escalation Factor" is a way of expressing the degree to which Prevost Car plans to exceed the Step 1 Base calculation. In this case, the Step 1 calculation yielded a relative availability of 1.83%. The target DBE spending for FY2022 would then be \$495 588 (Subcontracting opportunity of \$27 081 329 times 1.83%). However, based upon the Prevost Car current supply chain and subcontracting to DBE's planned in FY2022, the spending is expected to be \$849 151 which is 1.71 times the goal of \$495 588. If we multiply this factor of 1.71 times the Step 1 rate of 1.83% we get the FY2022 goal of 3.1%


## Evaluation of Disparity Studies for the Market Area

In our search for disparity studies applicable to our market area, it was evident that no one study would cover our situation. In 2021 the following studies were completed in market area state.

### 1. NY DOT DBE Goal FY2019-2021

- a. [https://www.dot.ny.gov/main/business-center/civil-rights2/civil-rights-repository/Tab/20191005\\_2020-2021\\_FTA\\_DBE\\_Goal\\_Plan.pdf](https://www.dot.ny.gov/main/business-center/civil-rights2/civil-rights-repository/Tab/20191005_2020-2021_FTA_DBE_Goal_Plan.pdf)


- b. Disparity Studies: In consideration of the evidence, NYSDOT reviewed and analyzed the most recent NYS disparity study from 2016 to determine if any firms could serve the transit industry. The results showed Minority and Women-Owned Business Enterprises (M/WBE) utilization was disproportionally lower than availability in every category of state contracting. NYSDOT continues to partner with the Empire State Development's Division of Minority and Women-owned Business Development and sub-recipients to increase DBE certification among M/WBE firms to expand the potential for contracting opportunities through specific DBE and M/WBE outreach meetings and workshops and working directly with sub-recipients on every contracting opportunity including DBE participation or good faith outreach efforts.



### 2. 2020 Caltrans FTA Disparity Study (Draft)

- a. <https://dot.ca.gov/programs/civil-rights/dbe/fta-2019-disparity-study>

- b. Findings: Utilization varied when considering the types of contracts where DBE's engaged. There was higher utilization for professional service contracts as compared to goods and services contracts. Similarly, when looking at the contract role, DBE's had more utilization on subcontracts than as prime. Generally there is underutilization of DBE's even if there is more success in some segments.





## Past Participation

The past five years of DBE reporting has been presented in the table to the bellow. It has been sorted by the percent of reported DBE participation. Prevost Car median DBE participation reported is 3.50%. The average of the historical median (3.50%) and the value from Step 1 (1.83%) is 2.67%.

PAST PARTICIPATION	Reported Activity
FY 2016	5.0%
FY 2017	5.0%
FY 2018	3.0%
FY 2019	3.5%
FY 2020	3.2%
Historical Median	3.50%
Step 1 Base Figure	1.83%
Avg of Hist Median & Step 1	2.67%

## Conclusion

Prevost Car has established a DBE TVM goal for FY2022 level of 3.1%, which is a minor 0.2% decrease from 2021 fiscal year.

The existing supply chain is expected to yield a 3.1% DBE participation. This is great than any of the FTA required calculations: Step 1: 1.83%, and average of the median past participation and the Step 1: 2.67%. Reviews of the most recent disparity studies indicate that DBE's businesses are still generally underutilized, so we feel our DBE Estimated spending is appropriate.

## Breakdown of Goal Race-Neutral / Race-Conscious

Prevost Car intends to achieve all 3.1% using race-neutral means. These measures include but are not limited to:

- Providing service to help DBE and other small business, improve long-term development
- Ensuring distribution of your DBE directory through print and electronic means.
- Providing technical assistance and other services
- Carrying out information and communication programs on contracting procedures and specific contracting opportunities

## Public Participation (26.45 (g)):

Due to the pandemic situation this year, Prevost car US was very proud to take place at the first 2020 NYS MWBE Virtual Forum. This forum took place from December 2nd to 4th.

(Below LinkedIn post)




(Below virtual booth)



Prevost Car get the chance to interact with local suppliers.



## Follow up done on solicitation letter sent on May 2020 to Disadvantaged Business Enterprises



## RE: Nova Bus - Metal Project



John S Breedy Sr. <[john.breedy@prodintegration.com](mailto:john.breedy@prodintegration.com)>  
 À Konde Danielle (2) (Consultant)

Vous avez répondu à ce message le 2021-04-20 10:43.

Good afternoon Ms. Konde, you do, in fact, have the correct contact person. I appreciate the fast response. If you have any questions beyond the information we sent, please feel free to contact me. We do offer all of the opportunities you are seeking (cost, quality, technologic & logistic). I am looking forward to the opportunity to participate in your quoting process. You can email me, call me or text me, whichever medium is the most effective for you to gather more detailed information about our company.

Talk to you soon,

*John S. Breedy Sr.  
 Manufacturing Engineering Manager  
 Product Integration & Mfg. Inc.  
 55 Janssion Street  
 Rochester, NY 14611  
 515-436-6260 (ph)  
 515-436-6262 (fax)  
 515-527-1247 (cell)*

**From:** Konde Danielle (2) (Consultant) [<mailto:danielle.konde.2@consultant.volvocan.ca>]  
**Sent:** Friday, April 16, 2021 11:34 AM  
**To:** [john.breedy@prodintegration.com](mailto:john.breedy@prodintegration.com)  
**Subject:** Nova Bus - Metal Project  
**Importance:** High

Good morning Mr Breedy,

I am Danielle KONDE, Buyer at Nova Bus (VOLVO GROUP).

For 2021, we aim to reshuffle our supplier base for **Metal parts** in order to find new **cost, quality, technologic, logistic opportunities**. Within this activity, my colleague shared with me your contact, therefore, allow me to reach out in order to have the **appropriate contact person** to send a future **RFI**.

During this first step, we'd like to have get to know you more with a clear picture of your:

- Capabilities (machines, parts)
- quality insurance
- capacity
- interest in working with us for such parts
- ability to manage diversity

Following this second step, we will then proceed to the signature of a NDA, our Supplier Evaluation Model with the RFQ.

Please feel free to contact me.

**Cordialement / Best regards**

**Danielle KONDE**  
 Sourcing Buyer

Volvo Group Division/Nova Bus  
 1 000 Boul. Industriel  
 St-Eustache (Québec) J7R 5A5, Canada  
 Office phone : +1 438 843 1595  
 Email: [danielle.konde.2@consultant.volvocan.ca](mailto:danielle.konde.2@consultant.volvocan.ca)  
[www.volvogroup.com](http://www.volvogroup.com)


↩ Répondre   ↩ Répondre à tous   ➡ Transférer   ⋮

ven. 2021-04-16 14:11

## (Below phone log)

Company Name	Contact name	Address	Email	Description	NAICS	Courriel expédié	Réponse reçue	Contact fait	Category	Email sent	RFI Sent	Answer
				products for industrial, spill, and mortuary use; manufacturer and distributor of flood control and flood prevention products		Yes	Yes	Yes		4/20/2021		
Aquidneck Fasteners, Inc.	Michael J. Soares	36 Aquidneck Drive, Tiverton, RI	mike@aquidneckfasteners.com	wholesale and retail distribution of hardware, bolts, nuts, rivets, screws, concrete anchors, cutting tools, hand tools, lifting chains, slings and related products	423710	Yes				4/20/2021		
Bennett Bolt Works, Inc.	Eireann Govern	P.O. Box 922, Jordan, NY 13080	ebennett@bennettbolt.com	distribution of fasteners for highway, bridge and building construction; hardware manufacturing; machine shop; bolt, nut, screw, rivet and washer manufacturing; hardware merchant wholesaler	423710	Yes				4/20/2021		
East Bay Manufacturers, Inc.	Louis Victorino	P.O. Box 436, Bristol, RI, 02809	doreen@eastbaymfg.com	machine shop; manufacturing of machine parts; one touch fittings and adhesives	332710	Yes				4/20/2021		
Maral Sales and Paper Company	Curtis M. Alves	95 Grand Avenue, Pawtucket, RI	curtis@maralsales.com	supplier of paper products and janitorial supplies	424990	Yes				4/20/2021		
Ninigret Marine, Inc.	Lynn G. Sweet	3964 South County Trail, Charlestown, RI	linigretmarine@verizon.net	supplier of marine construction hardware, including heavy duty structural dock hardware, float drums, dock bumpers, corners, dock wheels, dock cleats, hot dipped galvanized fasteners, heavy duty structural hardware, aluminum gangways and aluminum ladders	423710	Yes				4/20/2021		
STI-CO	Kyle Swiat		Kyle.Swiat@sti-co.com			No	answer Linked	Yes		4/20/2021		
Valley City Supply	Adam Kronenberger		adam@xtractgroup.com			No	Yes			4/20/2021		

## (Below LinkedIn post)



Prevost

5 710 abonnés

9 mois • Modifié •


Le français suit

Prevost and Nova Bus take part in the American Disadvantaged Business Enterprise (DBE) program, developed to help small businesses owned and controlled by socially and economically disadvantaged individuals obtain a fair opportunity to compete for federally funded transportation contracts.

For more information on the program, contact Catherine Fortier, DBE Liaison Officer, [DiversityOfficer@volvo.com](mailto:DiversityOfficer@volvo.com)

Prevost et Nova Bus participent au programme américain Disadvantaged Business Enterprise (DBE), mis en place pour aider les petites entreprises appartenant et dirigées par des personnes socialement et économiquement défavorisées à obtenir une chance équitable de concourir pour des contrats de transport financés par le gouvernement fédéral.

Pour plus de renseignements sur le programme, écrivez à Catherine Fortier, DBE Liaison Officer, [DiversityOfficer@volvo.com](mailto:DiversityOfficer@volvo.com)



## PUBLISHED NOTICE

The notice of our goal of 3.1% has been published on the Prevost Car website on June 15, 2021 as follows:  
<https://www.prevostcar.com/diversity-program>



### DISADVANTAGED BUSINESS ENTERPRISE POLICY STATEMENT

Objectives/Policy Statement / Section 26.1, 26.23

Prevost Car (US) Inc. (herein after referred to as PREVOST) and its two divisions: Nova Bus and Prevost Car (USA) has established a Disadvantaged Business Enterprise (DBE) program in accordance with regulations of the US Department of Transportation (herein after referred to as DOT), 49 CFR Part 26. PREVOST has received Federal financial assistance from the Department of Transportation, and as a condition of receiving this assistance, PREVOST has signed an assurance that it will comply with 49 CFR Part 26.

It is the policy of PREVOST to ensure that DBEs, as defined in Part 26, have an equal opportunity to receive and participate in DOT-assisted contracts. It is also our policy:

1. To ensure nondiscrimination in the award and administration of DOT-assisted contracts;
2. To create a level playing field on which DBEs can compete fairly for DOT-assisted contracts;
3. To ensure that the DBE program is narrowly tailored in accordance with applicable law;
4. To ensure that only firms that fully meet 49 CFR Part 26 eligibility standards are permitted to participate as DBEs;
5. To help remove barriers to the participation of DBEs in DOT-assisted contracts;
6. To assist the development of firms that can compete successfully in the market place outside the DBE program; and
7. To provide appropriate flexibility to recipients of Federal financial assistance in establishing and providing opportunities for DBEs.

Catherine Fortier has been designated as the DBE Liaison Officer. In that capacity, the Diversity Officer is responsible for implementing all aspects of the DBE program. Implementation of the DBE program is accorded the same priority as compliance with all other legal obligations incurred by PREVOST in its financial assistance agreements with the Department of Transportation.

PREVOST has disseminated this policy statement to the Executive Committee of PREVOST and all of the components of our organization. We have distributed this statement to DBE and non-DBE business communities that perform work for us on DOT-assisted contracts upon written request.

#### PUBLIC NOTICE

- DBE Program Goal Federal Fiscal Year: 2022
- Prevost Car (USA) Inc.
- Encompassing both Nova Bus and Prevost brands

For all DOT-Assisted contracts completed in Fiscal Year 2022 (beginning October 1, 2021 and ending September 30, 2022), Prevost Car (USA) Inc. has established a Disadvantaged Business Enterprise participation goal of 3.1%. Information pertaining to the determination of this goal is available for inspection from 7:00am to 4:00pm (Eastern Time) Monday through Friday at the Nova Bus/Prevost Car manufacturing facility located at 260 Blanker Road in Plattsburgh NY 12901 for 30 calendar days following the date of publication of this notice. Written comments on this goal will be accepted for 45 calendar days from the date of publication of this notice and should be sent to the attention of the Diversity Officer at the same address or email [DiversityOfficer@prevost.com](mailto:DiversityOfficer@prevost.com).

Contact Catherine Fortier: [catherine.fortier@prevost.com](mailto:catherine.fortier@prevost.com)

[Click here for Disadvantaged Business Enterprise program info in pdf format.](#)

- No comments were received relative to this posting

## SUMMARY CONCLUSION

The Prevost Car 2022 DBE TVM Goal has been established at 3.1%, which is a minor decrease from 2021 fiscal year. The penetration of the DBE's into the supply chain used by Prevost Car (the "level Playing field") is only 1.83%. However due to a strong partnership commitment with DBE's in our supply chain we are able to meet this level. We will employ race neutral means to achieve the entire goal of 3.1%.

Prevost Car is always on the lookout for new business partners, both DBE and non-DBE, to enhance our supply chain. We will continue to make Good Faith efforts to increase our utilization of DBE's.



## APPENDIX I

NAICS Code	Description	NY	PA	WI	IN	IL	CA	MI	IA	MA	OH	WA	TX	SC	TN	NC	NE	NW	Total DBE	NY	PA	WI	IN	IL	CA	MI	IA	MA	OH	WA	TX	SC	TN	NC	NE	NW	Total All	
323111	Commercial Printing Except Screen printing & Books	9	21	2	0	12	16	3	1	12	1152	1	30	3	1	2	2	0	0	115	1152	710	482	348	908	1136	60	8	37	37	10	114	24	20	47	3	0	7734
325211	Plastics Material & Resin Manufacturing	0	0	0	0	0	0	0	0	0	0	0	0	0	0	0	0	0	0	33	53	35	44	66	110	60	8	37	37	10	114	24	20	47	3	0	701	
325510	Paint & Coatings Manufacturer	0	2	1	0	1	1	0	1	0	1	0	1	0	0	0	0	0	0	8	40	56	41	32	77	136	51	17	33	33	12	101	14	21	35	4	0	703
325520	Adhesive Manufacturing	0	1	0	0	2	0	0	1	0	0	0	0	0	0	0	0	0	0	4	18	27	18	15	38	62	29	0	19	19	7	41	13	11	20	0	337	
326130	Laminated Plastic Plate, Sheet & Shape Manufacturing	0	0	0	0	0	0	0	0	0	0	0	0	0	0	0	0	0	0	3	22	8	8	6	17	12	7	4	4	15	3	0	6	0	0	119		
326199	All Other Plastics Product Manufacturing	0	1	1	1	3	3	0	0	0	0	1	0	1	0	0	0	0	0	11	243	314	247	258	369	621	382	70	148	148	125	328	94	128	165	42	5	3687
326211	Rubber Tire Manufacturing	0	0	0	0	0	0	0	0	0	0	0	0	0	0	0	0	0	0	0	5	4	6	5	9	5	0	7	0	0	0	5	7	10	10	0	72	
326220	Rubber and Plastics Hoses and Belting Manufacturing	0	0	0	0	0	3	0	0	0	0	0	1	0	0	0	0	0	0	4	7	12	5	8	11	15	13	6	3	3	18	11	7	19	4	0	141	
326299	All Other Rubber Product Manufacturing	1	0	0	0	1	1	0	0	0	0	0	1	0	0	0	0	0	0	4	19	35	22	16	27	76	31	5	7	7	44	11	19	117	0	0	443	
327215	Glass Products made of Purchased Glass	0	0	0	0	0	0	0	0	0	0	0	1	0	0	0	0	0	0	1	75	51	28	28	30	140	32	10	29	29	36	61	10	19	32	0	613	
331221	Rolled Steel Shap Manufacturing	2	0	0	0	0	1	0	1	0	1	0	0	0	3	0	1	0	0	9	6	12	5	7	23	14	14	0	6	6	0	16	4	8	4	0	125	
331318	Other Aluminum Drawing & Extruding	0	0	0	0	0	0	0	0	0	0	0	0	0	0	0	0	0	0	0	8	13	7	18	11	28	22	0	0	0	5	19	3	4	3	0	141	
335912	Primary Battery Manufacturing	0	1	0	0	0	0	0	0	0	0	0	0	0	1	0	0	0	0	2	5	0	0	0	13	4	0	9	9	0	7	0	4	4	0	55		
339920	Sporting And Athletic Goods Manufacturing	0	0	0	0	0	0	0	0	0	0	0	0	0	0	0	0	0	0	0	49	56	54	31	43	252	62	22	29	29	64	103	21	23	35	13	0	886
424990	Petrochemical Bulk Products Whsl Merchant	0	11	1	2	7	0	1	4	2	0	0	6	3	1	3	3	3	3	44	1054	275	120	144	432	2439	263	89	164	164	216	769	98	136	260	50	14	6687
811111	Truck Repair Shops & Services	2	6	0	0	3	14	0	2	1	1	0	0	1	2	0	0	0	0	32	5452	4557	1863	1822	3841	9483	2473	1090	1944	1944	1704	5618	1002	1249	2649	686	194	47571
332322	Sheet metal Working	7	17	6	8	10	15	3	4	2	6	0	0	3	2	0	0	0	0	83	193	193	109	110	160	557	146	38	99	99	110	352	49	83	136	21	9	2464
332510	Hardware Merchant Wholesalers	0	1	1	1	0	1	1	0	0	1	1	0	0	0	0	0	1	8	26	24	15	19	33	76	33	7	19	19	19	25	6	11	18	4	0	354	
332618	Other Fabricated Wire Product Manufacturing	1	2	0	0	2	4	1	1	0	0	1	0	0	0	0	1	1	16	22	37	20	27	59	68	27	7	18	18	12	60	9	25	18	6	0	433	
332710	Machine Shop	1	9	0	0	4	13	1	0	2	2	3	0	0	1	2	0	3	39	597	930	672	573	919	2305	975	168	431	431	362	1431	271	313	474	89	16	10957	
332722	Bolt, Nut, Screw, Rivet, and Washer Manufacturing	1	2	0	0	2	1	0	1	0	1	0	0	0	1	1	1	1	11	30	37	19	26	90	120	61	6	14	14	10	48	5	11	14	0	0	505	
332996	Fabricated Pipe and Pipe Fitting Manufacturing	3	10	1	0	2	1	1	1	2	0	2	2	0	1	3	1	1	2	32	21	43	23	19	34	61	35	5	4	4	7	106	10	13	20	3	0	408
334290	Other Communications Equipment Manufacturing	1	4	1	0	8	10	0	1	1	3	2	0	1	5	1	1	2	41	26	8	8	3	27	58	11	0	11	11	5	26	4	0	10	0	0	208	
334514	Counting Device Manufacturing	1	0	1	0	0	1	0	0	0	0	0	0	0	0	0	0	0	3	9	15	6	4	11	22	7	0	6	6	5	21	0	0	7	0	0	119	
335129	Other Lighting Equipment	1	1	2	0	2	1	1	1	0	0	0	0	0	0	0	0	0	0	9	13	20	8	7	15	48	8	3	5	5	3	11	4	4	8	0	0	162
336310	Motor Vehicle Gasoline Engine & Engine Parts	0	0	0	0	0	0	0	0	0	0	0	0	0	0	0	0	0	0	28	18	27	33	25	86	78	7	7	7	11	84	18	25	29	4	0	487	
336320	Motor Vehicle Electrical & Electronic Eq MFG	1	1	0	0	1	3	1	0	0	0	1	0	0	0	0	0	0	8	18	28	24	36	41	67	53	11	4	4	8	40	13	19	10	3	0	379	
336330	Motor Vehicle Steering and Suspension Components Manufacturing	1	1	0	0	1	0	0	0	0	0	0	0	0	0	0	0	0	3	3	13	3	13	8	41	26	0	0	0	3	11	4	17	8	3	0	153	
336340	Motor Vehicle Brake Sytem Manufacturing	0	0	0	0	0	0	0	0	0	0	0	0	0	0	0	0	0	0	6	0	5	9	10	17	13	0	0	0	0	7	6	9	9	0	91		
336350	Motor Vehicle Transmission & Power Train Part MFG	0	0	0	0	1	0	0	0	0	0	0	0	0	0	0	0	0	1	16	13	12	41	30	51	60	6	0	0	4	18	10	13	16	0	0	290	
336360	Motor Vehicle Seating & Interior Trim MFG	1	1	0	0	0	0	0	0	0	1	0	0	0	0	0	0	0	3	3	7	9	31	11	47	69	0	0	0	5	27	10	25	12	0	0	256	
336390	Motor Vehicle Other Parts Manufacturing	0	0	0	0	3	0	0	0	0	1	0	0	0	0	0	0	1	5	29	32	32	76	52	161	150	17	9	9	22	81	25	45	41	14	0	795	
339999	All other Miscellaneous Manufacturing	5	1	3	0	1	4	0	0	0	0	0	0	0	0	0	0	0	14	183	119	67	61	130	379	354	18	70	70	70	182	46	44	66	7	4	1870	
423140	Motor Vehicle Supplies and New parts Merchant Whsalers	0	1	0	0	0	0	0	0	0	1	0	0	2	1	0	0	0	5	80	90	38	40	65	189	71	19	35	35	42	116	21	36	54	9	0	940	
423710	Hardware Merchant Wholesalers	5	28	4	4	10	23	4	2	3	11	1	24	5	10	3	2	3	142	326	228	103	149	393	824	191	55	89	89	133	544	65	95	192	35	5	3516	
423830	Industrial Machinery and Equipment Merchant Wholesalers	1	20	7	9	11	18	1	1	0	12	5	34	9	12	1	0	5	146	973	1187	622	614	1448	2698	1101	269	478	478	540	3648	440	561	891	157	61	16166	
423840	Industrial Supplies Merchant Wholesalers	5	20	5	5	19	33	1	2	2	15	6	57	16	27	2	1	3	219	379	401	193	227	471	1145	287	110	129	129	160	1022	147	179	254	33	20	5286	
424690	Other Chemical and Allied Rproducts-Whls Trade	5	15	12	13	29	0	6	7	4	18	3	31	12	6	15	5	3	184	399	355	169	221	401	943	273	100	133	133	163	1105	138	202	290	63	26	5114	
424950	Paint, Varnish & Supplies - Wholesale Trade	3	10	2	2	10	0	3	2	0	7	0	9	2	4	1	1	0	56	115	92	35	51	64	230	43	7	34	34	37	164	30	34	41	12	0	1023	
221122	Electric Power Distribution	1																	1	378																	378	
238220	HVAC Contractor	10																	10	7005																	7005	
423430	Computer Merchant Wholesaler	10																	10	391																	391	
423830	Industrial machinery and equipment merchant wholesalers	1																	1	973																	973	
423840	Industrial supplies merchant wholesalers	5																	5	379																	379	
423850	Service establishment equipment and supplies merchant wholesalers	6																	6	339																	339	
453210	Office Supplies	4																	4	370																	370	
488510	Freight Transportation Arrangements	3																	3	1545																	1545	
493110	General Warehousing and Storage	9																	9	436																	436	
541613	Marketing Consulting Services	40																	40	3209																	3209	
541990	Other Technical Services	28																																				

## APPENDIX II

<https://www.transportation.gov/osdbu/disadvantaged-business-enterprise/state-dot-and-disadvantaged-business-enterprise-web-pages>

U.S. Department of Transportation

ABOUT DOT ▾
PRIORITIES ▾
CONNECT ▾

Home \ Mission \ Office of Civil Rights \ Disadvantaged Business Enterprise

Departmental Office of Civil Rights

Disadvantaged Business Enterprise

Do You Qualify as a DBE?

Ready To Apply?

Current DBE Size Standards

DBE Laws, Policy and Guidance

DBE Program Best Practices

DBE/ACDBE Training

Reporting DBE Fraud and Abuse

DBE Program Archives

Search Decertified DBE's, Denials and DBE Appeal Decisions

### State DOT and Disadvantaged Business Enterprise Program Web Pages

<b>Alabama</b> <a href="#">DOT</a> <a href="#">DBE Program</a> <a href="#">DBE Directory</a>	<b>Alaska</b> <a href="#">DOT</a> <a href="#">DBE Program</a> <a href="#">DBE Directory</a>	<b>Arizona</b> <a href="#">DOT</a> <a href="#">DBE Program</a> <a href="#">DBE Directory</a>
<b>Arkansas</b> <a href="#">DOT</a> <a href="#">DBE Program</a> <a href="#">DBE Directory (PDF)</a>	<b>California</b> <a href="#">DOT</a> <a href="#">DBE Program</a> <a href="#">DBE Directory</a>	<b>Colorado</b> <a href="#">DOT</a> <a href="#">DBE Program</a> <a href="#">DBE Directory</a>
<b>Connecticut</b> <a href="#">DOT</a> <a href="#">DBE Program</a> <a href="#">DBE Directory</a>	<b>Delaware</b> <a href="#">DOT</a> <a href="#">DBE Program</a> <a href="#">DBE Directory</a>	<b>Florida</b> <a href="#">DOT</a> <a href="#">DBE Program</a> <a href="#">DBE Directory</a>

<https://nysucp.newnycontracts.com/>

**Unified Certification Program**

### Search Certified Directory

Search results may be downloaded to Excel, by clicking the "Download Results to Excel" button after your search results are displayed. To download the full Certification Directory do not enter search criteria, scroll to the bottom of the page and click the "Download Entire Directory to Excel" button.

**NOTE:** This online directory lists firms certified by the New York State Unified Certification Program. Firms that appear in the directory are currently certified and, other than those that are not noted as suspended, approved to be utilized toward meeting established contract goals in their displayed certification type(s). Firms that are noted as suspended cannot be utilized for-credit in new contracts until the suspension is removed and any work it does on a contract received during the suspension shall not be counted toward a recipient's overall goal. For additional details, please reference the [regulations here](#) or contact [nyucp@newnycontracts.com](mailto:nyucp@newnycontracts.com).

#### Search by Certification Type

CERTIFICATIONS

☒ Disadvantaged Business Enterprise (DBE)  
☒ Disadvantaged Business Enterprise (FAA Only) (DBE (FAA Only))  
☒ Airport Concessionaire Disadvantaged Business Enterprise (ACDBE)

#### Search by Business Name or DBA

BUSINESS NAME/DBA

Tip: Try just a few letters of the firm's name.

#### Search by Business Description

BUSINESS DESCRIPTION

Tip: Try just a few letters of a keyword.

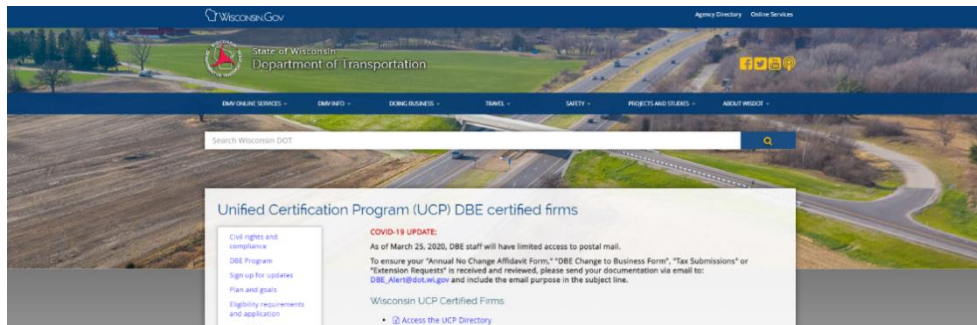
#### Search by Commodity Code

COMMODITY CODES

[Click to Lookup Commodity Codes](#)

#### Search by Contact Person

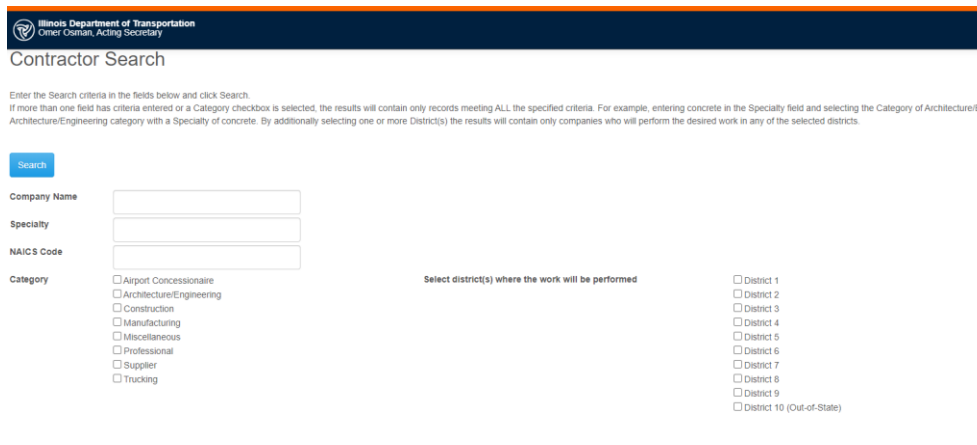
<https://wisconsin.gov/Pages/doing-bus/civil-rights/dbe/certified-firms.aspx>



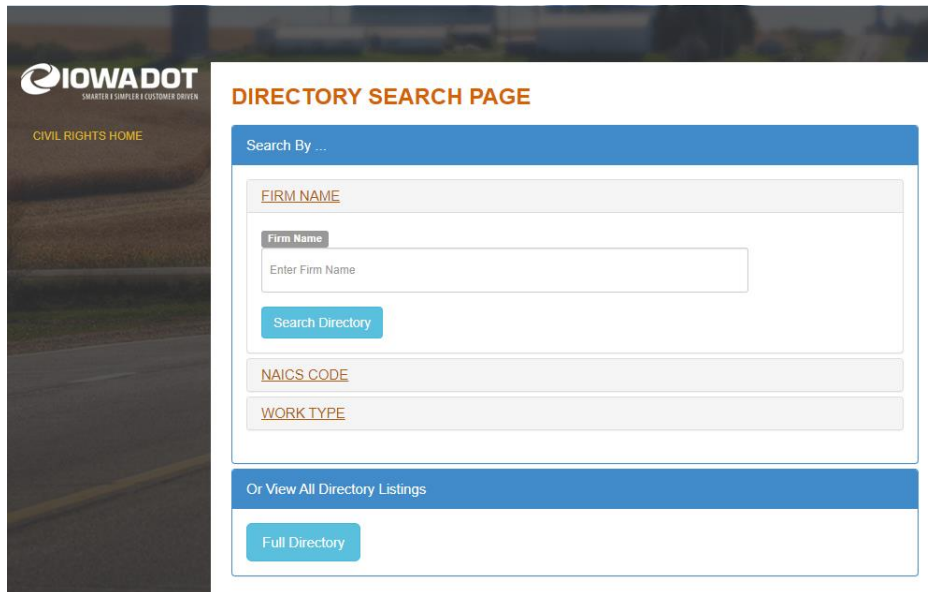
<https://entapps.indot.in.gov/DBELocator/>



<https://webapps.dot.illinois.gov/UCP/ExternalSearch>



<https://secure.iowadot.gov/DBE/Directory/Index/>



**IOWADOT**  
SMARTER • SIMPLER • CUSTOMER DRIVEN  
CIVIL RIGHTS HOME

## DIRECTORY SEARCH PAGE

Search By ...

**FIRM NAME**

Firm Name  
Enter Firm Name

Search Directory

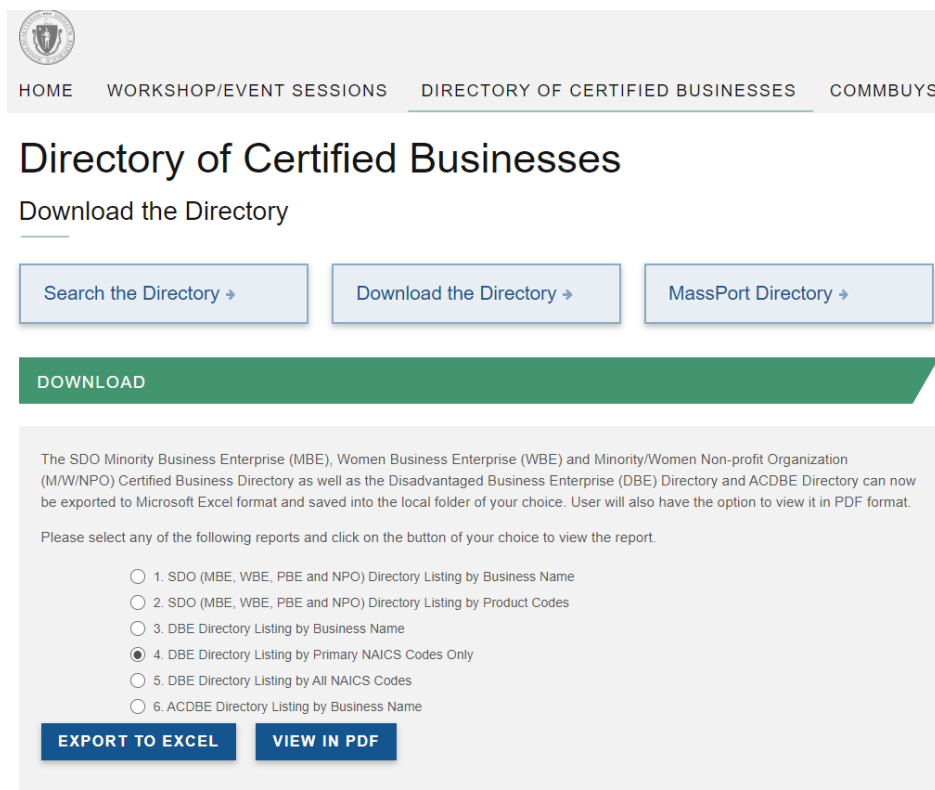
**NAICS CODE**


**WORK TYPE**

Or View All Directory Listings

Full Directory

<https://www.sdo.osd.state.ma.us/BusinessDirectory/BusinessDirectoryDownload.aspx>





HOME   WORKSHOP/EVENT SESSIONS   **DIRECTORY OF CERTIFIED BUSINESSES**   COMMBUYS

## Directory of Certified Businesses

[Download the Directory](#)

Search the Directory →   Download the Directory →   MassPort Directory →

### DOWNLOAD

The SDO Minority Business Enterprise (MBE), Women Business Enterprise (WBE) and Minority/Women Non-profit Organization (M/W/NPO) Certified Business Directory as well as the Disadvantaged Business Enterprise (DBE) Directory and ACDBE Directory can now be exported to Microsoft Excel format and saved into the local folder of your choice. User will also have the option to view it in PDF format.

Please select any of the following reports and click on the button of your choice to view the report.

- ☐ 1. SDO (MBE, WBE, PBE and NPO) Directory Listing by Business Name
- ☐ 2. SDO (MBE, WBE, PBE and NPO) Directory Listing by Product Codes
- ☐ 3. DBE Directory Listing by Business Name
- ☒ 4. DBE Directory Listing by Primary NAICS Codes Only
- ☐ 5. DBE Directory Listing by All NAICS Codes
- ☐ 6. ACDBE Directory Listing by Business Name

**EXPORT TO EXCEL**   **VIEW IN PDF**



<https://www.txdot.gov/business/partnerships/tucp.html>

**TEXAS DEPARTMENT OF TRANSPORTATION**  
*Connecting You With Texas Jobs*

A - Z Site Index | Contact Us | Esp

Driver | Government | Business | Inside TxDOT | C

Business

Consultants | Contractors | Vendors | Letting and Bids | Opportunities | Projects | Training | Resources | Partnerships

Partnerships

Alternative Delivery Program :

Disadvantaged Business Enterprise/Airport Concessions (DBE/ACDBE) :

Small Business Enterprise Program

Historically Underutilized Business Program :

Travel Industry Partners :

## Texas Unified Certification Program

Texas Department of Transportation > Business > Partnerships

Subscribe to Updates

The Texas Unified Certification Program is a certification program for the Federal Disadvantaged Business Enterprise (DBE) Programs in Texas. Presently, the members of the TUCP are listed below. A business' DBE certification received from any of the TUCP members is valid and can be relied upon by any Texas entity that receives U.S. Department of Transportation (DOT) funds.

Small businesses desiring DBE certification must submit an [application](#) and a [personal net worth statement \(PNW\)](#) to one of six certifying agencies within the state. The [business' location](#) determines which agency to contact.

### Key Certifying Agencies

The following agencies are members of the TUCP:

- City of Houston, Office of Business Opportunity
- City of Austin, Small and Minority Business Resources Department
- Corpus Christi Regional Transportation Authority
- North Central Texas Regional Certification Agency
- South Central Texas Regional Certification Agency
- Texas Department of Transportation

Use the TUCP [Certifying Agencies Regional Map](#) to determine the correct agency with which to apply. You can apply for DBE Certification online through the [Diversity Management System](#).

### DBE Interstate Application

DBE firms certified in other states as their home state are required to follow the Interstate certification expectations as outlined in 49 CFR §26.85(c) of the Code of Federal Regulations. Below are links to the Texas Unified Certification Program (TUCP) DBE Interstate Certification Checklist and the Texas Unified Certification Program (TUCP) Interstate DBE Affidavit:

- DBE Interstate Certification Checklist and Affidavit

<https://www.scdot.org/business/bus-development-dbe-sbe-cert.aspx>

## DBE and SBE Certification Directories

The complete DBE and SBE Directories may be downloaded using the links below. To search the Directories, begin by selecting the DBE or SBE Certification Directory in the Search section. After selecting various search criteria click the Search button to generate the results. \ clicking the company name or download the search results to Microsoft Excel by clicking the "Excel" button, or to Adobe Acrobat by clicking the "PDF" button.

**Disadvantaged Business Enterprise (DBE)**  
DBE Certification Directory (Adobe pdf)  
DBE Certification Directory (Microsoft Excel)  
Recent Certifications (Adobe pdf)  
Recent Disadvantaged (Adobe pdf)  
Recent Enterprises (Adobe pdf)  
Recent Status Changes (Adobe pdf)

**Small Business Enterprise (SBE)**  
SBE Certification Directory (Adobe pdf)  
SBE Certification Directory (Microsoft Excel)

Search the:
☒ DBE Certification Directory
☐ SBE Certification Directory

Company Name

Name

Point of Contact

<https://californiaucp.dbesystem.com/>

## California Unified Certification Program

Welcome to the California Unified Certification Program Certification Portal! The CAUCP is responsible for DBE certification in the state of California and provides firms with "one-stop" shopping.

To apply for DBE certification you may contact any one of the ten CUCP Certifying Partners: Los Angeles County Metropolitan Transit Authority (LA Metro), San Diego County Regional Airport Authority (SDCRAA), San Francisco Bay Area Rapid Transit District (BART), San Francisco International Airport (SFO), San Francisco Municipal Transportation Agency (SFMTA), San Mateo County Transit District (SAMTrans), Santa Clara Valley Transportation Authority (VTA), City of Los Angeles, City of Fresno, California Department of Transportation (Caltrans) - by clicking on their logo.

Vendor Certification

System Training

California Work Codes

Find a California Certifying Agency







Training

Work Code Guide


UCP Members





<https://mdotjboss.state.mi.us/MUCPWeb/welcome.htm>

Download the complete Michigan DBE Directory	<a href="#">As a pdf</a> 	<a href="#">As an excel</a> 
Download MDOT only DBE Directory	<a href="#">As a pdf</a> 	<a href="#">As an excel</a> 
Download the complete Michigan DBE Directory for NAICS Codes Only	<a href="#">As a pdf</a> 	<a href="#">As an excel</a> 


<https://www.dot.state.oh.us/Divisions/ODI/SDBE/Pages/DBE-Directory.aspx>



[What is ODOT? ABOUT US](#)
[All About TRAVELING](#)
[ODOT PROJECTS](#)
[Know Our PROGRAMS](#)
[Doing BUSINESS](#)

 Please Enter Your Location
 


ODOT / Know Our Programs / Business & Economic Opportunity / Disadvantaged Business Enterprise (DBE) / Ohio Unified DBE Directory






## Ohio Unified DBE Directory

July 27, 2020 | ODOT

See a list of DBE-certified firms by clicking the green LAUNCH button on this page.

[LAUNCH](#)  DBE Directory

[Share this](#)




[Business & Economic Opportunity](#)

[HOME](#)

[SMALL BUSINESS](#)

[ENTERPRISE \(SBE\)](#)

[DISADVANTAGED BUSINESS ENTERPRISE \(DBE\)](#)

<https://dot.nebraska.gov/business-center/civil-rights/>

CIVIL RIGHTS

Home / Business Center / Civil Rights

## NDOT Civil Rights Office

[Contact Information](#)

The 2021 NDOT Contractor E.E.O. Self-Analysis Form is Now Available  
All contractors, subcontractors, suppliers and consultants that work on or participate in any state or federally-funded Nebraska Department of Transportation project or contract must complete and submit a 2021 NDOT Contractor Self-Analysis Form. The 2021 form must be received by the NDOT Highway Civil Rights Office by January 31, regardless of when the firm's 2020 EEO Self-Analysis form was submitted.

The 2021 NDOT Contractor Self-Analysis Form must be used. Previous versions are obsolete. The 2021 form can be found on the Civil Rights page of the NDOT website or downloaded [here](#).

### Statement of Nondiscrimination

Under Title VI of the Civil Rights Act of 1964 and related statutes, the Nebraska Department of Transportation ensures that no person shall, on the grounds of race, color, religion, national origin, age, disability, sex, or income be excluded from participation in, denied the benefits or services of, or be otherwise subjected to discrimination in all programs, services or activities administered by the Nebraska Department of Transportation.



<https://www.penndot.gov/about-us/EqualEmployment/Pages/Disadvantaged-Business-Enterprise.aspx>

The screenshot shows the PennDOT website with a navigation bar at the top. The main content area is titled "Disadvantaged Business Enterprise (DBE)" and includes a brief description of the program. To the right, there is a "Resources" section with links to various documents and reports.

**Disadvantaged Business Enterprise (DBE)**

PennDOT has established a Disadvantaged Business Enterprise (DBE) Program in accordance with the regulations of the U. S. Department of Transportation (DOT), 49 CFR Part 26 (Part 26). The department receives federal financial assistance from DOT, and as a condition of receiving this assistance, the department has signed an assurance that it will comply with Part 26. The department's DBE Policy (PDF) outlines its goals and mission for the program.

The department has also established a comprehensive and effective Disadvantaged Business Enterprise Supportive Services (DBESS) Program. The DBESS, through the DBE Support Services Center (DBESSC), is intended to provide training, assistance, and services to DBE firms certified in the DBE program to

**Resources**

- Proposed FY 2021-23 FHWA DBE Methodology (PDF)
- 2017-2019 FHWA Methodology - Goal (PDF)
- 2018-2020 FHWA Methodology - Goal (PDF)
- 2018-2020 FHWA Methodology - Goal (PDF)
- DBE Uniform Report (PDF)
- FAQs for Newly Certified DBE Firms (PDF)
- For assistance with the

<https://dot.nebraska.gov/>

The screenshot shows the Nebraska DOT website with a navigation bar at the top. The main content area is titled "COVID-19 TRAFFIC COUNT DASHBOARD" and includes a brief description of the dashboard. Below the title, there are five colored boxes representing different categories: TRAVEL, BUSINESS CENTER, PROJECTS, SAFETY, and AERONAUTICS. Each box contains a list of links and resources.

**COVID-19 TRAFFIC COUNT DASHBOARD**

The Traffic Count Dashboard as an informational resource for Nebraskans to track the impact of COVID-19 on statewide traffic volumes.

**TRAVEL**

- Heavy Camera
- 511
- Map Library
- More...

**BUSINESS CENTER**

- Lettings | RFPs & RFQs
- Truck Permits
- Local Assistance
- Contractor Info
- More...

**PROJECTS**

- Program Book
- TIA | EHA
- Environmental
- More...

**SAFETY**

- Crash Reporting | Crash Data
- Highway Safety Office
- Safe Driving
- Traffic Incident Management

**AERONAUTICS**

- The CARGO
- Drone | PIREP
- Hall Of Fame
- More...

**RESOURCES**

- Nebraska.gov
- Policies & Documents
- Standard

**CONTACT NDOT HEADQUARTERS**

Headquarters Address: 1500 NE 4th, Lincoln, NE 68502

Phone: (402) 471-4007

**Tweets**

Nebraska DOT (@NebraskaDOT)

Happy #IndependenceDay from all of us at NDOT! Remember to celebrate responsibly, only #D

<https://omwbe.wa.gov/directory-certified-firms>

The screenshot shows the OMWBE website with a navigation bar at the top. The main content area is titled "Search Parameters" and includes a search form with fields for "CERTIFICATIONS" and "COMMODITY CODES". Below the search form, there is a "Download Search Results" button.

**Search Parameters**

**CERTIFICATIONS**

Disadvantage Business Enterprise - Alaska (Alaska DBE)  
Disadvantaged Business Enterprise (DBE)

**COMMODITY CODES**

NAICS 424690: Other Chemical and Allied Products Merchant Wholesalers

**Download Search Results**

<https://data.census.gov/cedsci/table?q=County%20Business%20Patterns&g=0400000US36&n=N0600.00&tid=CBP2019.CB1900CBP&hidePreview=true>

[All](#)
[TABLES](#)
[MAPS](#)
[PAGES](#)

[# Search / Tables / CHIRTS](#)

**All Sectors: County Business Patterns by Legal Form of Organization and Employment Size Class for the U.S., States, and Selected Geographies: 2019**  
 Survey Program: Annual Economic Survey    TableID: CHIRTS03P    Year: 2019    Database: CHIRTS19

[Notes](#)
[Sections](#)
[Go to](#)
[Years](#)
[Topics](#)
[Surveys](#)
[Codes](#)
[Filter](#)
[Translate](#)
[Print](#)
[Export](#)
[Download](#)
[More Data](#)
[Map](#)

Geographic Area Name	2017 NAICS code	Meaning of NAICS code	Meaning of Legal form of org.	Meaning of Employment size class	Year	Number of establishments	Annual payroll (\$1,000)	First-quarter payroll (\$1,000)	Number of employees
New York	00	Total for all sectors	All establishments	Establishments with less than 10	2019	547,221	603,077,832	176,486,524	8,977,216
New York	00	Total for all sectors	All establishments	Establishments with less than 10	2019	329,304	271,018,664	9,710,003	538,331
New York	00	Total for all sectors	All establishments	Establishments with 5 to 9	2019	10,937	27,618,546	6,720,305	600,146
New York	00	Total for all sectors	All establishments	Establishments with 10 to 19	2019	60,276	394,620,230	9,623,734	813,753
New York	00	Total for all sectors	All establishments	Establishments with 20 to 49	2019	40,519	677,136,761	17,324,305	1,235,311
New York	00	Total for all sectors	All establishments	Establishments with 50 to 99	2019	13,485	678,601,039	15,548,007	924,489
New York	00	Total for all sectors	All establishments	Establishments with 100 to 249	2019	8,063	967,497,193	24,640,212	1,228,240
New York	00	Total for all sectors	All establishments	Establishments with 250 to 499	2019	2,452	64,780,123	16,950,100	825,690
New York	00	Total for all sectors	All establishments	Establishments with 500 to 999	2019	1,046	61,616,576	16,875,976	711,212
New York	00	Total for all sectors	All establishments	Establishments with 1,000 or more	2019	651	168,299,034	53,181,195	1,684,678
New York	00	Total for all sectors	Corporations and other corps.	All establishments	2019	17,095	294,877,423	94,225,000	3,271,961
New York	00	Total for all sectors	Corporations and other corps.	Establishments with less than 10	2019	10,846	9,057,539	1,807,496	165,875
New York	00	Total for all sectors	Corporations and other corps.	Establishments with 5 to 9	2019	29,024	9,138,442	2,287,127	192,910
New York	00	Total for all sectors	Corporations and other corps.	Establishments with 10 to 19	2019	19,154	16,789,611	3,752,107	238,834
New York	00	Total for all sectors	Corporations and other corps.	Establishments with 20 to 49	2019	13,945	26,080,203	7,396,127	414,853
New York	00	Total for all sectors	Corporations and other corps.	Establishments with 50 to 99	2019	4,862	25,097,428	7,112,268	259,644
New York	00	Total for all sectors	Corporations and other corps.	Establishments with 100 to 249	2019	3,328	44,650,021	13,391,195	545,905
New York	00	Total for all sectors	Corporations and other corps.	Establishments with 250 to 499	2019	1,171	36,297,720	11,098,212	387,734
New York	00	Total for all sectors	Corporations and other corps.	Establishments with 500 to 999	2019	510	39,638,620	12,962,901	347,563